

DM868

8" Dual-Zone Stereo Music Amplifier



Description

Our smart background music host adopts 8" HD digital display (1080*1440 IPS high-definition resolution display), and supports multi-point condenser touch, with 4-core 2G running processor and Android 6.0 system for the main chip. The unit has 2GB RAM and 8GB ROM. It supports DLNA, Airplay, Qplay and other protocols.

With WIFI, Bluetooth, network port, HDMI HD cable; genuine QQ music resources, on-demand iQIYI resources (movies, TV series, variety shows, animations, etc.); support 2 zones to play different audio sources independently, and support on-demand HDP TV live channel, and LAN multi-zone control, intercom, etc. The host can control other machines through 485 port to play different music. It supports 485 protocol, with built-in 433 and zigbee protocol module communication. Besides, it can control smart home control.

Features


- Support mobile APP control, and LAN voice real-time intercom.
- Support search for songs, news, stories, children's books and weather forecasts.
- Support 2 zones for independent control of audio sources, which can play different music (online or local music);
- Can control other Android machines of our company to play music.
- With built-in 433 and zigbee protocol module communication.
- Can control smart home control.

- Support LAN multi-zone control and intercom function.
- Genuine QQ music resources.
- Support on-demand iQIYI resources.
- Support DLNA, Airplay, Qplay and other protocols, and can push music, videos, pictures, files, and apps from the mobile phone to the host for playback or installation.
- Support HD HDMI output, up to 1080P.
- Support mobile devices to push music via Bluetooth.
- Support external devices to control the machine via 485.
- Support 8-channel speaker output.
- Support audio input and output functions.
- Support TF card and 2.0 USB interface, which can be attached to a hard disk.

Specifications

Model	DM868
Power Input	AC90-250V
Output Power	8*20W
Output Impedance	8Ω
THD	<0.03% (1W, 1KHZ)
Frequency Response	20Hz-20KHz
Audio SNR	>98 dB
Audio Input (AUX)	1 group
Audio Output	1 group
HD Video Output	1 group (HDMI)
WIFI Audio Push	Support
Wired Network Port	Support
WIFI	Support (≥30m, ≤50m)
Bluetooth Audio Push	Support
Bluetooth Distance	10m
Display	8" IPS digital high-definition display
Resolution	1080*1440
Operating System	Android 6.0
RAM	2G
Microphone Array	Linear 4 mics
Wire Box Opening Size	175*110*70MM
Product Dimensions	182*130mm

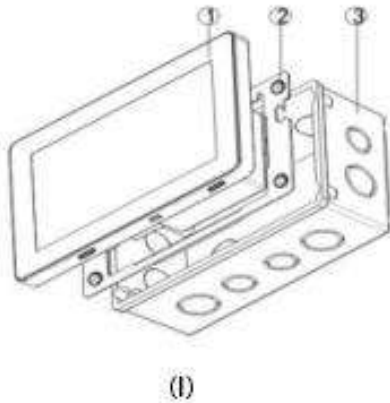
Host Appearance & Ports



- 1. Power Button: Press this button for 3s to turn it on. When it is turned on, press this button for 3s to turn it off, short press this button to enter sleep, and short press again to wake it up.
- 2. Digital MIC: 4 array digital mics.
- 3. TF Card Slot: Insert the TF card into the slot, which can support a maximum capacity of 32G.
- 4. Mini USB Port: Mini USB socket: Can connect a standard 1.1, 2.0 USB flash disk through a connector, which can support a maximum capacity of 32G.
- 5. Network Port: Used when connected to a wired network.
- 6. HD Video Output: Select a flat HDMI HD cable.
- 7. Constant-resistance Ceiling Speaker: Can connect 8Ω 20W constant-resistance ceiling speaker.
- 8. Constant-resistance Ceiling Speaker: Can connect 8Ω 20W constant-resistance ceiling speaker.
- 9. Constant-resistance Ceiling Speaker: Can connect 8Ω 20W constant-resistance ceiling speaker.
- 10. Constant-resistance Ceiling Speaker: Can connect 8Ω 20W constant-resistance ceiling speaker.
- 11. Constant-resistance Ceiling Speaker: Can connect 8Ω 20W constant-resistance ceiling speaker.
- 12. Constant-resistance Ceiling Speaker: Can connect 8Ω 20W constant-resistance ceiling speaker.
- 13. Constant-resistance Ceiling Speaker: Can connect 8Ω 20W constant-resistance ceiling speaker.
- 14. Constant-resistance Ceiling Speaker: Can connect 8Ω 20W constant-resistance ceiling speaker.
- 15. Audio Output: Audio cable (2-core shielded cable: commonly known as microphone cable), RVVP2X0.5, RVVP2X0.75.

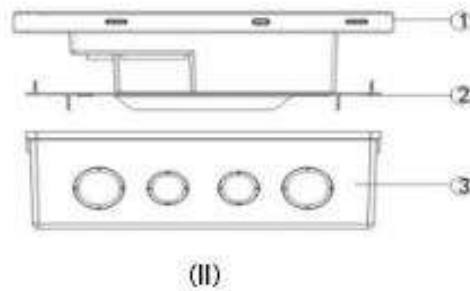
16. AUX Audio Input: Audio cable (2-core shielded cable: commonly known as microphone cable), RVVP2X0.5, RVVP2X0.75.
17. 485 Control Cable: 2-strand copper core wire, single-strand copper core of more than 0.75 square, the left side of the item 8 and the item 8 in the figure are the two interfaces of 485.
18. 5V Output
19. Reversed IO Interface
20. Power Input Cable: 2-strand copper core wire, single-strand copper core of more than 0.75 square.

Host Installation Methods



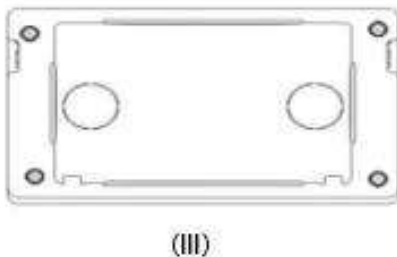
1. Installation Side View

- ① BGM host
- ② Metal pedant
- ③ Bottom case

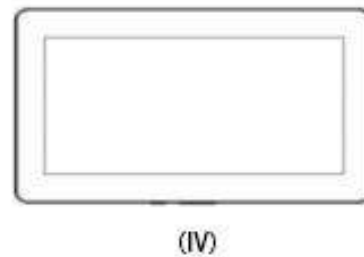


2. Installation Bottom View

- ① BGM host
- ② Metal pedant
- ③ Bottom case



3. Embed the bottom case in the wall, and fix the metal pedant in the bottom box.



4. After wiring, install the host into the bottom case vertically, and push it downward to hang it on the metal pedant.